

1 Download Fuelpak FP3 App

2 Locate connector on your motorcycle

3 Identify the 6-PIN HD-LAN connector and plug-in your Fuelpak device

4 Turn ignition and handlebar run switch to the "on" position (Do not start engine)

5 Select Fuelpak FP3 App



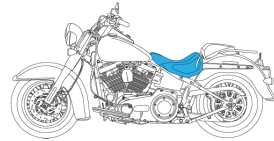
Part Numbers:
66005 CAN BUS (6-pin)
66007 J1850 (4-pin)

Android Installation Guide

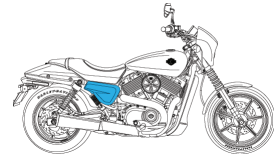


**SCAN TO DOWNLOAD
FUELPK FP3 APP**

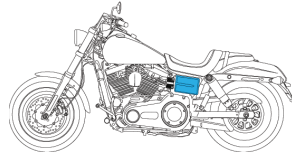
fp3.vanceandhines.com/download



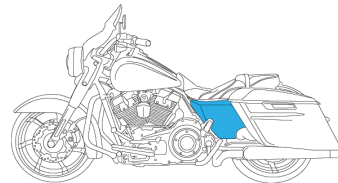
Softtail Models connector location is under the seat.



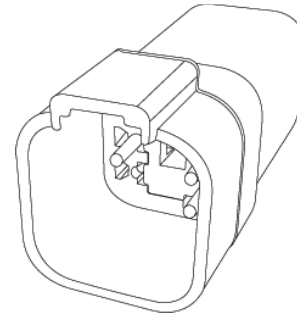
Street Models connector location is under the right hand side cover.



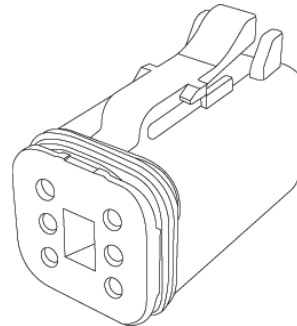
Dyna/Sportster Models connector location is under the left hand side cover.



Touring Models connector location is under the left hand side cover.



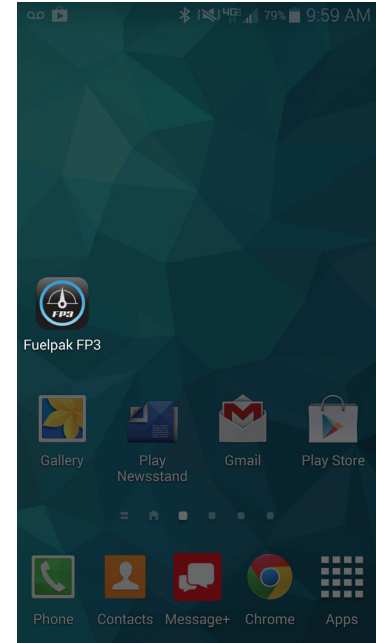
Connector from bike (ACTUAL SIZE)



Connector from FP3 unit (ACTUAL SIZE)



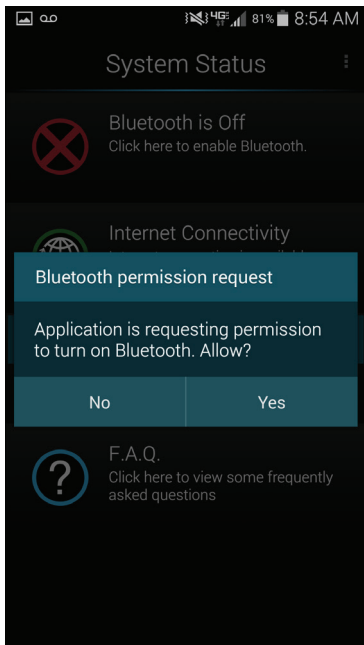
After a couple seconds, the LED will be flashing.



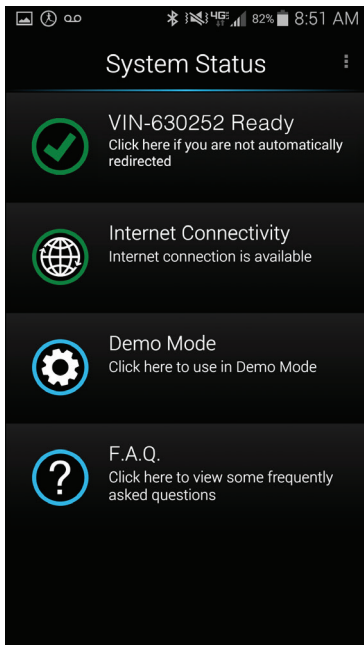
6 Select Bluetooth to enable prompts



7 Select Yes to start Bluetooth pairing

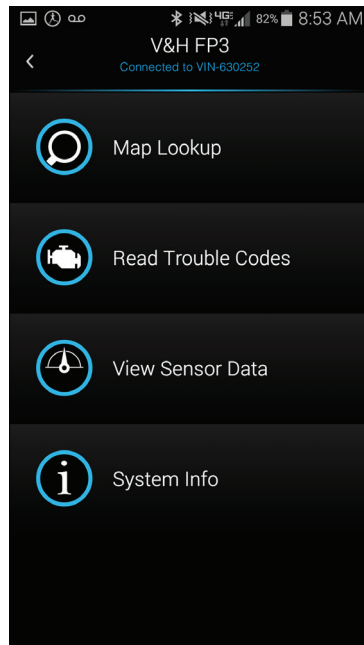


8 Confirm connectivity



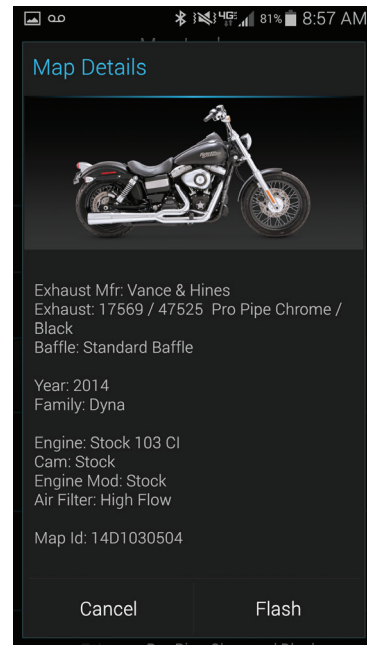
FP3 Application will find nearest unlinked FP3 and pair with that device. Verify that the last 6 digits coincide with your vehicle's last digits in the VIN. Select OK to confirm passkey when prompted. When paired successfully, system will show ready and redirect to Main Menu.

9 Map Lookup



Now begin the Map Lookup process to search for the Fuelpak FP3 map for your motorcycle. The first time you flash a map to your ECU, the Fuelpak FP3 will be permanently married to that "VIN" number.

10 Flash Map



- Smartphone App User Interface (iOS and Android)
- Recalibrates ECM by Flash Tuning
- Autotune Feature for Added Tuning Precision
- Capable to Display Live Sensor Data

EMISSIONS NOTICE:
FUELPK IS INTENDED FOR RACING USE ONLY, AND IS NOT LEGAL FOR SALE OR USE IN CALIFORNIA ON POLLUTION-CONTROLLED VEHICLES.

Made for iPhone® 5, iPhone 5s, iPhone 6, iPhone 6 Plus, iPhone 6S Plus. Made for iPad mini™ 2, iPad Air® 2, iPad mini 4, iPad Pro™. Made for iPod Touch® (5th generation)

"Made for iPod," and "Made for iPhone," mean that an electronic accessory has been designed to connect specifically to iPod, iPhone, or iPad, respectively, and has been certified by the developer to meet Apple performance standards. Apple is not responsible for the operation of this device or its compliance with safety and regulatory standards. Please note that the use of this accessory with iPod or iPhone may affect wireless performance.

iPhone and iPod touch are trademarks of Apple Inc., registered in the U.S. and other countries.

